

Scaled data based on original data using
LM-79-08 Approved Method: Electrical and Photometric Measurements of Solid-
State Lighting Products

Test Report Prepared for
Cooper Lighting Solutions
(formerly Eaton)

Brand: McGRAW-EDISON

Report Number: P200001

Luminaire Tested: **GWC-AF-01-LED-E1-SLL-7030-1200**

Issue Date: 3/3/2020

Test Information

Test Method: LM-79-08
Report Number: P200001
TEST IS SCALED FROM IESNA LM-79-08 TEST DATA (P24296)
Test Lab: INNOVATION CENTER P2
Issue Date: 3/3/2020
Manufacturer: COOPER LIGHTING SOLUTIONS (FORMERLY EATON)
Product Line: MCGRAW-EDISON
Catalog Number: GWC-AF-01-LED-E1-SLL-7030-1200
Description: GALLEON WALL LUMINAIRE
(1) 70 CRI, 3000K, 1200mA LIGHTSQUARE WITH 16 LEDS EACH AND SPILL LIGHT ELIMINATOR LEFT OPTICS
Light Source: -
Ballast/Driver: ELECTRONIC DRIVER

Summary

Lumens per Lamp: N/A
Luminaire Lumens: 5927.3 lumens
Efficiency: N/A
Efficacy: 88.5 lumens/watt
Luminous Opening: Rectangular (W 0.5' x L: 0.5' x H: 0')
IES Classification: Type IV - Short - Non-Cutoff
BUG Rating: B1 - U0 - G2

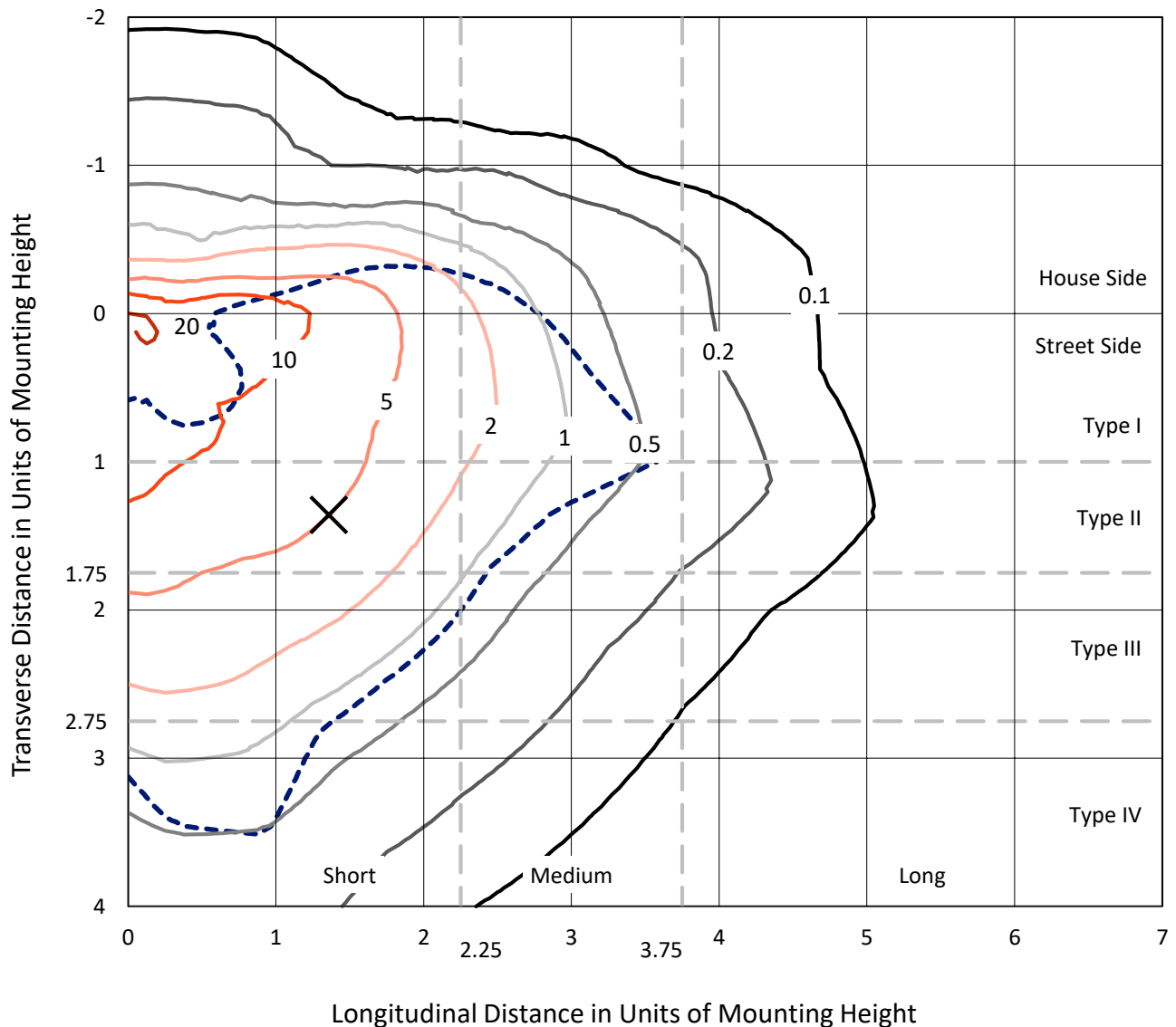
Input Watts (W): 67
Input Voltage (V): NR
Input Current (Ain): NR
Voltage Rise (V): NR
Power Factor: NR
Total Harmonic Distortion (THDi): NR
Frequency (hertz): 60
Stabilization Time: NR
Operation Time: NR
Ambient Temperature (°C): NR
Test Distance: 25 FT



REPORT NUMBER: P200001
 CATALOG NUMBER: GWC-AF-01-LED-E1-SLL-7030-1200

Iso-Footcandle Lines of Horizontal Illumination

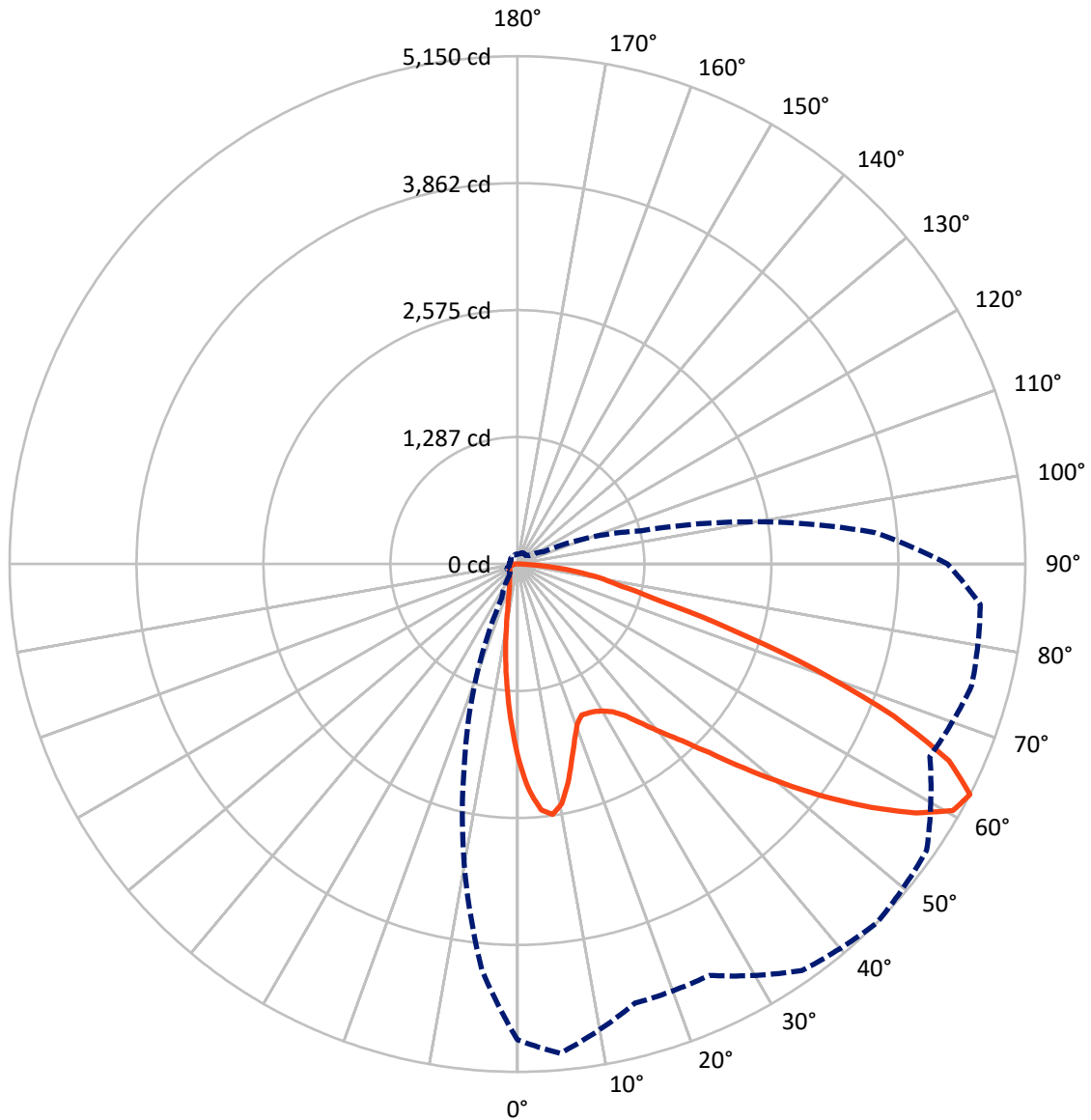
× Max cd
 - - - 1/2 Max cd



Based on 10 foot mounting height. Maximum calculated value = 23.6 fc
 Type IV - Short - Non-Cutoff

REPORT NUMBER: P200001
CATALOG NUMBER: GWC-AF-01-LED-E1-SLL-7030-1200

Luminous Intensity Polar Plot



— Vertical Plane Through 45-Deg Lateral - - - Horizontal Cone Through 62.5-Deg Vertical

REPORT NUMBER: P200001

CATALOG NUMBER: GWC-AF-01-LED-E1-SLL-7030-1200

FLUX DISTRIBUTION:

		Downward	Upward	Total
House Side	Lumens	980.9	0.0	980.9
	% Fixture	16.5	0.0	16.5
Street Side	Lumens	4946.4	0.0	4946.4
	% Fixture	83.5	0.0	83.5
Total	Lumens	5927.3	0.0	5927.3
	% Fixture	100.0	0.0	100.0

Coefficient of Utilization

ZONAL LUMENS:

Zone	Lumens	% Fixture
0°-10°	145.8	2.5
10°-20°	267.3	4.5
20°-30°	389.7	6.6
30°-40°	600.3	10.1
40°-50°	883.4	14.9
50°-60°	1295.8	21.9
60°-70°	1448.5	24.4
70°-80°	709.2	12.0
80°-90°	187.2	3.2
90°-100°	0.0	0.0
100°-110°	0.0	0.0
110°-120°	0.0	0.0
120°-130°	0.0	0.0
130°-140°	0.0	0.0
140°-150°	0.0	0.0
150°-160°	0.0	0.0
160°-170°	0.0	0.0
170°-180°	0.0	0.0
0°-90°	5927.3	100.0
0°-180°	5927.3	100.0



REPORT NUMBER: P200001

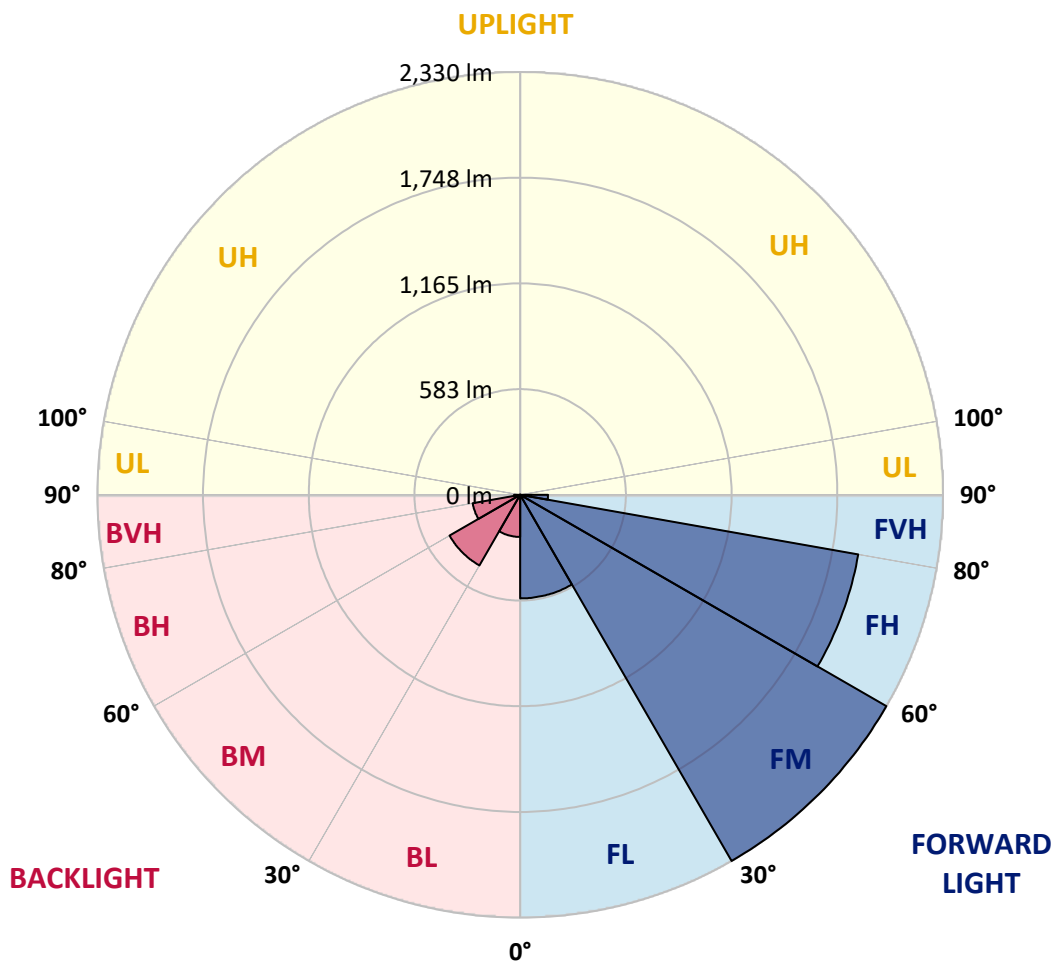
CATALOG NUMBER: GWC-AF-01-LED-E1-SLL-7030-1200

LUMINAIRE CLASSIFICATION SYSTEM LUMEN TABLE AND BUG RATING:

Zone		Lumens	% Fixture	Zone Rating/Lumen Limit		
				B	U	G
FL	(0°-30°)	570.8	9.6			
FM	(30°-60°)	2330.1	39.3			
FH	(60°-80°)	1891.8	31.9			G2/5000
FVH	(80°-90°)	153.8	2.6			G2/225
BL	(0°-30°)	232.1	3.9	B1/500		
BM	(30°-60°)	449.4	7.6	B1/1000		
BH	(60°-80°)	265.9	4.5	B1/500		G1/500
BVH	(80°-90°)	33.5	0.6			G1/100
UL	(90°-100°)	0.0	0.0		U0/0	
UH	(100°-180°)	0.0	0.0		U0/0	

BUG Rating: B1-U0-G2

Type IV Short





REPORT NUMBER: P200001

CATALOG NUMBER: GWC-AF-01-LED-E1-SLL-7030-1200

CANDELA DISTRIBUTION (FULL):

	0°	5°	15°	25°	35°	45°	55°	65°	75°	85°	90°
0°	2002.6	2002.6	2002.6	2002.6	2002.6	2002.6	2002.6	2002.6	2002.6	2002.6	2002.6
2.5°	2080.8	2113.9	2178.8	2227.4	2286.4	2300.0	2318.9	2300.4	2267.4	2223.8	2209.4
5°	1956.7	2027.7	2185.0	2323.5	2446.7	2504.0	2519.9	2472.7	2377.3	2251.9	2175.3
7.5°	1757.6	1858.5	2071.7	2275.7	2457.1	2564.4	2561.7	2451.9	2276.3	2072.0	1949.0
10°	1585.8	1701.1	1945.6	2173.6	2366.2	2470.2	2430.0	2289.6	2080.1	1844.9	1711.5
12.5°	1489.8	1602.8	1850.8	2079.8	2240.8	2276.6	2246.0	2108.4	1911.1	1673.2	1556.5
15°	1473.2	1597.3	1812.9	1999.3	2089.6	2058.3	2021.9	1960.2	1820.8	1617.8	1496.2
17.5°	1545.2	1681.9	1856.4	1943.2	1928.0	1873.6	1863.1	1870.0	1836.4	1679.4	1539.3
20°	1683.2	1847.5	1959.6	1916.9	1805.1	1730.1	1732.8	1837.4	1936.7	1835.4	1675.4
22.5°	1877.1	2064.5	2108.4	1930.8	1753.3	1664.3	1685.9	1855.3	2096.6	2063.5	1859.1
25°	2128.1	2298.7	2267.1	1981.8	1758.5	1672.5	1689.8	1917.2	2285.7	2291.6	2086.7
27.5°	2371.0	2529.5	2400.4	2049.1	1780.1	1691.8	1714.5	2014.6	2466.2	2539.1	2346.7
30°	2560.7	2670.9	2453.2	2110.8	1822.3	1729.2	1757.6	2107.2	2548.4	2706.4	2546.8
32.5°	2717.8	2796.9	2537.2	2187.0	1900.2	1788.1	1838.1	2219.6	2666.6	2865.4	2742.5
35°	2918.6	2940.9	2641.9	2272.0	2020.5	1890.8	1952.7	2329.7	2779.3	3026.1	2935.5
37.5°	3153.8	3124.7	2740.5	2388.3	2175.9	2051.5	2102.5	2450.5	2872.2	3208.2	3132.6
40°	3386.4	3316.7	2864.3	2568.9	2402.7	2240.8	2301.3	2579.6	2958.8	3390.7	3325.1
42.5°	3584.1	3480.9	2986.6	2767.3	2613.8	2449.6	2521.9	2709.6	3041.7	3546.3	3492.3
45°	3730.4	3602.1	3102.9	2957.8	2904.7	2727.2	2761.4	2858.5	3131.3	3676.3	3629.8
47.5°	3861.1	3724.0	3234.5	3150.2	3159.2	3088.2	3033.1	3031.8	3236.8	3782.5	3759.8
50°	4036.0	3893.0	3376.0	3348.2	3541.1	3493.9	3372.4	3234.2	3370.4	3903.2	3900.5
52.5°	4277.2	4160.9	3548.6	3561.7	3897.6	3928.5	3778.0	3477.2	3579.6	4124.4	4108.7
55°	4562.3	4494.5	3783.8	3807.0	4334.9	4357.0	4207.5	3781.3	3887.2	4444.6	4401.3
57.5°	4784.9	4770.5	4041.9	4101.6	4661.3	4761.1	4623.6	4133.2	4233.9	4714.4	4605.6
60°	4873.5	4942.9	4316.7	4398.8	4963.4	5073.9	4953.3	4442.4	4541.2	4826.2	4591.6
62.5°	4825.6	4980.7	4609.2	4602.4	5030.9	5149.8	5065.0	4614.4	4768.8	4710.9	4359.3
65°	4604.3	4844.8	4779.0	4549.9	4800.2	4809.9	4782.6	4537.5	4822.6	4346.4	3910.3
67.5°	4122.5	4468.4	4555.4	4100.3	4177.8	4114.2	4068.4	4116.6	4542.5	3799.8	3286.3
70°	3357.7	3878.3	3920.1	3279.5	3244.4	3201.7	3110.1	3375.0	3989.5	3114.3	2607.7
72.5°	2468.8	3016.2	3144.3	2405.4	2242.3	2251.2	2178.8	2543.4	3243.7	2313.4	1946.9
75°	1689.1	2184.1	2460.1	1678.3	1482.8	1486.5	1477.3	1802.2	2583.6	1609.3	1456.8
77.5°	1234.0	1560.4	1855.3	1128.3	1095.5	1075.2	1070.4	1261.0	1980.8	1168.4	1131.3
80°	990.2	1152.8	1246.3	782.0	841.0	839.3	812.4	867.1	1293.5	854.6	846.2
82.5°	686.8	886.0	1009.8	613.0	567.6	558.2	564.7	645.8	914.3	584.2	555.6
85°	362.3	588.5	999.9	543.1	336.9	268.8	334.4	528.9	792.1	309.5	271.1
87.5°	46.2	170.1	662.1	216.7	133.0	71.7	158.7	297.8	508.6	63.3	55.0
90°	0.0	0.0	0.0	0.0	0.0	0.0	0.0	0.0	0.0	0.0	0.0



REPORT NUMBER: P200001

CATALOG NUMBER: GWC-AF-01-LED-E1-SLL-7030-1200

CANDELA DISTRIBUTION (continued):

	95°	105°	115°	125°	135°	145°	155°	165°	175°	180°	185°
0°	2002.6	2002.6	2002.6	2002.6	2002.6	2002.6	2002.6	2002.6	2002.6	2002.6	2002.6
2.5°	2172.6	2129.4	2072.6	2020.2	1965.8	1911.7	1840.9	1796.7	1765.9	1760.1	1747.2
5°	2119.8	1975.9	1867.0	1772.8	1687.5	1566.9	1500.1	1444.7	1415.1	1412.1	1405.0
7.5°	1876.4	1677.6	1530.7	1397.5	1276.5	1179.2	1071.7	1021.5	1001.0	1005.8	1010.7
10°	1623.3	1401.0	1232.3	1096.1	989.6	907.4	821.1	762.7	722.4	714.2	712.6
12.5°	1438.2	1194.5	1030.7	934.5	852.0	774.8	683.3	614.5	562.0	544.1	532.1
15°	1360.1	1093.4	921.8	818.2	727.2	629.3	544.1	472.1	423.9	408.3	399.5
17.5°	1376.6	1065.5	846.9	714.2	597.8	495.6	388.4	326.8	297.8	290.3	290.3
20°	1464.0	1060.3	784.9	618.4	473.4	354.9	266.8	231.6	222.3	221.2	223.9
22.5°	1586.5	1078.5	738.7	535.4	367.8	259.1	207.9	194.8	190.6	191.6	194.5
25°	1768.9	1140.1	705.0	461.4	288.7	212.1	185.4	177.5	175.6	178.2	181.8
27.5°	1985.4	1201.7	684.3	405.7	243.7	193.8	176.2	168.2	169.5	172.7	175.9
30°	2175.3	1252.2	651.3	365.9	229.7	194.8	176.2	165.2	163.9	164.6	165.5
32.5°	2345.7	1286.4	613.0	328.1	198.1	173.0	164.6	162.9	155.7	153.2	153.5
35°	2492.6	1286.4	589.8	305.9	177.5	153.5	139.8	131.6	128.1	128.4	131.9
37.5°	2634.3	1260.7	578.3	293.6	166.5	146.0	134.0	126.7	121.9	120.8	121.5
40°	2759.5	1223.1	565.3	288.3	158.0	141.4	130.0	124.1	119.0	117.4	117.7
42.5°	2859.9	1192.9	551.0	281.6	152.9	138.1	127.4	122.2	116.4	114.7	114.4
45°	2968.3	1182.7	532.1	267.8	155.4	138.4	126.7	121.2	115.4	113.4	112.7
47.5°	3111.3	1214.4	512.5	251.6	160.9	140.1	127.8	121.2	115.0	113.4	112.7
50°	3291.6	1288.7	487.8	227.8	155.4	144.7	127.4	120.1	115.0	113.4	112.1
52.5°	3522.8	1389.0	455.2	200.4	152.2	155.7	126.7	118.3	113.4	111.1	108.8
55°	3804.1	1471.1	416.4	177.9	144.7	152.9	125.7	116.1	110.8	107.5	105.6
57.5°	4010.1	1500.7	366.6	163.3	134.3	147.9	124.4	113.1	107.5	104.9	102.2
60°	3969.3	1443.5	324.5	154.2	128.1	133.7	123.5	110.5	104.6	102.6	100.4
62.5°	3643.1	1293.5	297.5	149.9	124.1	121.9	124.4	107.8	101.9	100.1	99.4
65°	3154.1	1072.3	286.7	148.9	120.8	115.0	115.7	104.9	99.1	97.5	96.8
67.5°	2601.8	865.5	277.3	152.2	116.7	110.2	106.8	100.9	96.1	94.5	93.2
70°	2051.8	719.8	273.0	150.2	111.5	105.2	101.6	96.8	92.6	90.9	89.9
72.5°	1652.3	608.0	270.8	148.3	104.6	98.8	95.5	91.2	86.7	86.0	85.0
75°	1398.2	478.0	247.9	142.0	96.8	90.9	88.6	84.6	80.2	80.2	79.5
77.5°	1078.5	345.7	206.3	125.7	88.6	82.2	80.2	77.2	72.0	72.9	72.6
80°	796.6	225.5	161.2	104.3	78.5	72.3	71.3	68.4	63.0	64.1	64.1
82.5°	545.8	147.9	116.1	85.3	67.0	61.3	61.3	58.4	52.1	52.8	54.7
85°	274.0	101.6	86.7	66.1	52.1	49.1	49.1	46.9	40.8	41.1	43.7
87.5°	83.4	61.3	57.4	47.2	37.4	36.8	35.2	33.6	29.6	29.3	30.9
90°	0.0	0.0	0.0	0.0	0.0	0.0	0.0	0.0	0.0	0.0	0.0



REPORT NUMBER: P200001

CATALOG NUMBER: GWC-AF-01-LED-E1-SLL-7030-1200

CANDELA DISTRIBUTION (continued):

	195°	205°	215°	225°	235°	245°	255°	265°	270°	275°	285°
0°	2002.6	2002.6	2002.6	2002.6	2002.6	2002.6	2002.6	2002.6	2002.6	2002.6	2002.6
2.5°	1727.3	1708.7	1686.2	1636.7	1620.0	1619.1	1634.1	1618.4	1648.4	1635.7	1649.7
5°	1392.9	1374.7	1349.6	1286.4	1248.0	1221.8	1209.5	1173.0	1199.3	1180.2	1196.2
7.5°	1024.5	1028.6	1012.1	974.9	891.1	849.2	824.4	802.2	821.4	819.5	850.1
10°	720.1	731.5	719.8	682.4	614.5	591.4	595.9	604.8	629.9	642.9	690.1
12.5°	518.4	517.8	510.2	476.7	432.0	434.7	453.2	468.5	491.6	505.4	553.6
15°	387.1	381.2	377.9	350.6	325.1	330.7	339.8	341.4	356.1	364.3	403.3
17.5°	292.6	295.5	299.2	279.6	260.4	256.8	249.5	240.8	245.1	246.7	266.1
20°	232.2	244.0	252.8	239.2	219.6	209.2	200.1	194.2	194.2	193.8	199.4
22.5°	203.0	211.4	220.9	211.4	193.8	184.7	179.5	175.0	174.3	174.3	179.5
25°	187.1	193.2	202.3	195.8	182.8	175.9	171.1	165.2	162.9	162.2	165.8
27.5°	179.1	181.8	186.4	180.5	169.5	166.2	164.9	159.6	156.7	155.1	158.7
30°	165.8	165.2	165.5	159.6	150.9	150.6	152.9	153.8	152.9	152.5	158.0
32.5°	153.5	152.2	151.9	146.6	138.4	136.6	138.4	140.4	142.7	146.0	152.5
35°	137.7	141.1	143.0	138.4	128.7	122.8	120.5	117.0	115.0	115.0	122.5
37.5°	125.4	133.0	135.9	131.6	120.8	112.7	108.8	108.1	108.5	109.8	117.0
40°	121.2	126.7	129.4	125.1	114.4	106.8	104.6	103.9	104.6	106.5	113.7
42.5°	118.6	122.5	122.2	117.0	108.1	102.9	101.6	100.9	101.6	103.6	111.5
45°	116.4	119.0	116.4	110.2	101.9	99.4	99.8	99.4	100.1	101.9	109.5
47.5°	114.4	115.4	112.1	105.9	97.5	96.8	98.2	99.1	99.8	101.3	109.2
50°	111.5	111.5	108.5	101.9	93.5	93.9	95.5	97.8	98.2	100.1	106.2
52.5°	107.8	107.5	105.6	99.4	90.2	91.2	91.2	93.9	94.5	96.8	103.2
55°	104.9	104.3	103.2	97.5	87.3	88.9	88.0	88.9	90.5	92.9	100.1
57.5°	102.2	100.9	100.9	95.8	85.0	85.7	83.4	84.6	86.7	88.6	96.1
60°	99.8	98.5	99.1	93.5	81.5	80.9	79.9	82.4	83.0	85.3	92.9
62.5°	96.8	95.8	96.1	90.9	78.8	77.2	77.2	79.5	79.9	83.0	90.2
65°	94.5	93.2	92.9	88.3	75.9	74.0	75.0	75.9	76.6	79.9	86.7
67.5°	92.3	89.6	89.6	86.0	72.6	70.7	72.6	72.3	73.3	76.3	81.8
70°	89.3	85.7	86.0	84.3	69.4	67.0	68.8	68.4	69.1	71.0	76.6
72.5°	84.6	81.8	82.4	81.8	66.1	63.0	63.6	63.6	63.6	65.1	71.0
75°	78.8	76.6	78.5	80.2	62.3	57.7	58.4	58.4	57.4	58.4	65.4
77.5°	71.7	70.4	76.9	74.7	57.7	52.1	52.1	51.5	49.5	50.8	58.7
80°	63.9	63.0	71.0	62.6	52.5	45.4	44.7	43.0	41.1	42.1	49.8
82.5°	55.7	54.7	59.6	47.8	45.4	37.4	35.8	32.9	30.9	31.9	39.2
85°	45.7	45.7	45.9	36.2	34.5	28.6	26.8	22.8	20.5	21.2	28.0
87.5°	32.6	33.6	30.9	24.8	20.5	16.0	14.6	12.3	10.4	12.0	14.6
90°	0.0	0.0	0.0	0.0	0.0	0.0	0.0	0.0	0.0	0.0	0.0



REPORT NUMBER: P200001

CATALOG NUMBER: GWC-AF-01-LED-E1-SLL-7030-1200

CANDELA DISTRIBUTION (continued):

	295°	305°	315°	325°	335°	345°	355°	360°
0°	2002.6	2002.6	2002.6	2002.6	2002.6	2002.6	2002.6	2002.6
2.5°	1721.4	1757.2	1798.0	1850.1	1894.7	1968.0	2038.4	2080.8
5°	1287.1	1346.6	1420.9	1516.4	1605.3	1739.0	1871.6	1956.7
7.5°	921.2	985.0	1065.2	1184.4	1310.1	1480.6	1656.0	1757.6
10°	762.1	827.6	895.1	975.5	1078.5	1263.9	1471.1	1585.8
12.5°	630.5	700.6	773.2	857.9	953.4	1119.0	1357.8	1489.8
15°	482.6	560.7	646.5	753.7	873.2	1064.5	1329.6	1473.2
17.5°	330.7	418.0	523.3	655.5	801.9	1046.9	1380.0	1545.2
20°	227.8	291.2	403.7	558.8	734.8	1044.6	1476.3	1683.2
22.5°	190.6	218.9	301.1	469.9	684.3	1072.6	1625.9	1877.1
25°	176.2	193.2	240.5	392.7	647.5	1137.2	1831.8	2128.1
27.5°	167.8	183.1	218.3	342.1	618.4	1212.1	2032.2	2371.0
30°	171.1	186.8	212.1	316.5	579.0	1274.6	2210.1	2560.7
32.5°	154.2	160.9	181.8	293.6	550.6	1327.1	2365.9	2717.8
35°	131.3	143.3	162.2	282.9	551.3	1362.4	2535.6	2918.6
37.5°	125.1	137.2	150.9	278.9	558.8	1399.8	2730.5	3153.8
40°	121.2	132.3	144.0	276.7	566.0	1434.0	2921.4	3386.4
42.5°	118.6	128.7	143.3	268.8	569.6	1464.6	3078.5	3584.1
45°	118.3	128.7	146.0	261.0	575.1	1497.5	3210.1	3730.4
47.5°	118.6	133.0	141.1	251.6	575.1	1552.6	3364.5	3861.1
50°	117.4	140.1	135.9	238.1	561.7	1656.8	3576.4	4036.0
52.5°	116.7	139.1	125.7	217.7	538.6	1822.3	3847.8	4277.2
55°	115.0	134.3	118.6	187.1	511.6	2002.9	4138.4	4562.3
57.5°	113.4	119.0	114.7	160.3	469.9	2130.0	4338.4	4784.9
60°	127.1	103.9	111.5	147.3	414.1	2164.9	4330.6	4873.5
62.5°	117.7	97.5	107.2	144.3	375.1	2067.0	4130.5	4825.6
65°	92.3	93.2	102.9	152.9	364.6	1808.0	3776.1	4604.3
67.5°	84.3	88.9	98.8	163.6	365.6	1447.6	3246.3	4122.5
70°	79.5	84.3	93.9	169.2	368.2	1079.2	2566.6	3357.7
72.5°	74.0	78.2	88.3	170.1	351.3	783.9	1978.1	2468.8
75°	67.4	71.3	80.6	148.3	290.9	543.8	1513.1	1689.1
77.5°	60.0	63.0	70.7	114.4	216.0	348.0	1135.9	1234.0
80°	51.2	52.8	59.3	83.7	147.9	217.7	898.6	990.2
82.5°	41.1	41.7	45.9	63.0	96.1	139.8	601.8	686.8
85°	29.0	29.0	31.5	45.7	65.4	88.6	326.8	362.3
87.5°	13.6	13.9	13.9	25.1	34.2	45.1	75.3	46.2
90°	0.0	0.0	0.0	0.0	0.0	0.0	0.0	0.0

(END OF REPORT)